



**IMPORTANT: PLEASE READ THESE INSTRUCTIONS CAREFULLY. PLEASE NOTE THE SAFE OPERATIONAL REQUIREMENTS, WARNINGS AND CAUTIONS. USE THIS PRODUCT CORRECTLY AND WITH CARE FOR THE PURPOSE FOR WHICH IT IS INTENDED. FAILURE TO DO SO MAY CAUSE DAMAGE AND/OR PERSONAL INJURY. PLEASE KEEP THE INSTRUCTIONS SAFE FOR FUTURE USE.**

## 3W COB LED RECHARGEABLE HEAD TORCH

**Stock Code: S8092**

### OPERATION

#### CHARGING INSTRUCTIONS:

1. To charge the battery, open the black INPUT cover on the base of the head torch.
2. Insert the small end of the micro USB lead into the socket noting the correct orientation of the plug.
3. Insert the larger USB plug into a wall outlet, phone charger or mobile computer/ PC.
4. Small charge indicator LED on side – flashing RED requires charging/ static RED charging/ static GREEN fully charged.

Never use a damaged product.

Charge time will depend of residual battery voltage and mA output of charging device. Charging overload protection.

The head torch contains no user serviceable items.

#### WORKING INSTRUCTIONS:

Small red button functions:

- 1st press - 100% white COB LED
- 2nd press - 100% red COB LED
- 3rd press - alternate red/white flashing COB LED
- 4th press - OFF

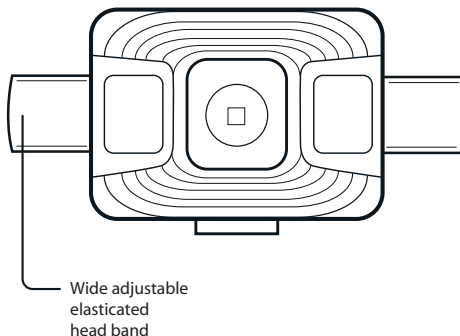
Large red button functions:

- 1st press - 100% white LED
- 2nd press - 50% white LED
- 3rd press - OFF

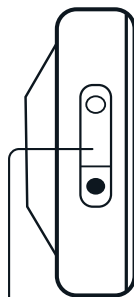
### TECHNICAL DATA

Battery requirement	USB rechargeable 3.7V 1200mAh Lithium-ion battery
Lighting output (Lumens)	3W 200 lumens COB LED light output and 100 lumens LED
Dual light outputs	1. 200 lumens light output 2. 100 lumens light output

Front view



Top view



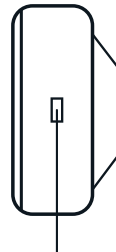
Dual function switch

Bottom view



Micro USB charging socket

Side view



LED charge indicator

## CARE AND MAINTENANCE

Always switch the device off after use.

1. Clean the product with a soft, dry cloth. Do not use any form of abrasive cleaner or solvents to clean the unit. Never submerge the worklight into liquids.
2. Store the worklight in a clean, dry and dark place. Do not expose the light to temperatures of under -15°C for long periods of time.

## WARRANTY INFORMATION:

If you experience any problems with this product please contact us via Livechat or contact@dktools.com. If you need to make a claim under the 3yr product warranty, please complete a warranty claim form [www.amtechdiy.com/warranty](http://www.amtechdiy.com/warranty) and submit it along with a copy of your purchase receipt.

## WARRANTY TERMS & CONDITIONS

This Amtech product comes with a 3 year warranty. This warranty, and the warranty period, begins on the date of retail purchase as detailed on your sales receipt. If this product develops a fault within 30 days of purchase, return it to the stockist where it was purchased, with your receipt, stating details of the fault. If this product develops a fault after 30 days a warranty claim must be submitted. Your original receipt indicating the place and date of purchase must be submitted to validate the claim. We do not refund carriage. All products should be packaged carefully to prevent damage or injury during transportation. The replacement of the product will not extend, or renew the period of guarantee. Retained tools, or parts, for which a replacement has been issued, will become the property of DK Tools Ltd. The replacement of your product under this warranty provides benefits which are additional to, and do not affect, your statutory rights as a consumer. To request a warranty replacement, please submit a warranty claim form at [www.amtechdiy.com/warranty](http://www.amtechdiy.com/warranty)

### What is covered

The replacement of the product, once verified to the satisfaction of DK Tools, that the defect is due to faulty materials or workmanship. If any part is no longer available or out of manufacture, we may replace it with a functional replacement.

### What is not covered

Normal wear and tear caused by use in accordance with the operating instructions e.g. blades, brushes, belts, bulbs, batteries etc. Accidental damage, faults caused by: improper use, abnormal environmental conditions, overloading, insufficient maintenance, careless operation or handling of the product. Use of the product for anything other than normal intended purposes. Change or modification of the product in any way. Defects caused by the use of parts or accessories which are not Amtech genuine components. Claims, other than the right to correction of faults with the product covered by these conditions. Slight deviations from the specification that do not affect the functionality of the product.



### ENVIRONMENTAL PROTECTION

Waste electrical products should not be disposed of with household waste. Please recycle where facilities exist. Check with your local authority or retailer for recycling advice.

### IMPORTANT:

No liability is accepted for the incorrect use of the product. Whilst every effort has been made to ensure accuracy of information contained in this manual the DK Tools Ltd policy of continuous improvement determines the right to make modifications without prior warning.